



Linde Material Handling



# HAND PALLET TRUCK M25

**CAPACITY 2500 KG | SERIES 033-01**

## Safety

At Linde, safety receives the closest attention in material handling trucks of every size. The wide handle of the Linde control tiller provides the operator with the necessary sense of safety, effectively protecting the hands throughout every maneuver, while the low-slung chassis prevents risk of foot injury.

## Performance

Air and dust-tight enclosure of the hydraulic circuit ensures trouble-free operation over long periods of time, no matter how harsh conditions may be on site. With the Quick-lift feature, loads weighing up to 200 kg can be lifted to maximum height in half the time. The M25 is a hand pallet truck for peak performance.

## Comfort

The Linde M25 hand pallet truck lives up to its purpose of a high-convenience all-around helper. Functional design devoid of all sharp corners and edges plus a large steering pivot angle

of 102.5 to either side make it exceptionally manageable and manoeuvrable inside a trailer or in other tight spaces.

## Reliability

The European quality torsion-resistant construction of the strong chassis permits safe handling of loads up to 2500 kg. When the maximum load capacity is exceeded, oil pressure exceeds its maximum limit and the valve automatically locks the forks. Thus possible structural damage is avoided. The frame is varnished with polyester powder at a temperature of 250° to guarantee maximum resistance.

## Service

Effective and cost-efficient at work. Steer and load wheels are of very high quality, quiet running and low in rolling resistance. Bush bearings are fitted on all joints, making it an exceptionally low-maintenance hand pallet truck.

## FEATURES

### Minimal servicing requirements

- All joints fitted with bush bearings as standard
- Exceptionally low maintenance requirements

### Hot galvanized

- Hot galvanized chassis (over 350°) with a thickness of around 100 µm
- Cold galvanized handle and pump body with a thickness of around 35 µm
- Wheel axle and wheel bearings in stainless steel
- Life time extended at minimum 10 times




### Quick hydraulic lift unit

- Hydraulic circuit sealed to preserve smooth working characteristics
- Quick-lift feature as option (active with loads up to 200 kg), lifts to maximum height in half the time

### Stainless version

- AISI 304: standard stainless version for moisture working areas



### Linde control tiller

- Wide handle for effortless steering
- Optimum hand protection
- Convenient manoeuvring due to 210° steering pivot angle
- Plastic handle covering affords pleasant and secure grip at all ambient temperatures

### Chassis


- Sturdy, torsion-resistant steel construction
- Reinforced tiller base ensures long life
- High-grade powder coat finish

### Smooth-running steer and load wheels

- Entry/exit rollers under the fork tips simplify pallet pick-up
- Tapered and ramped fork tips make pallet entry much easier, especially with shrink-wrapped loads
- Low rolling resistance

Subject to modification in the interest of progress. Illustrations and technical details could include options and not binding for actual constructions. All dimensions subject to usual tolerances.

Presented by:



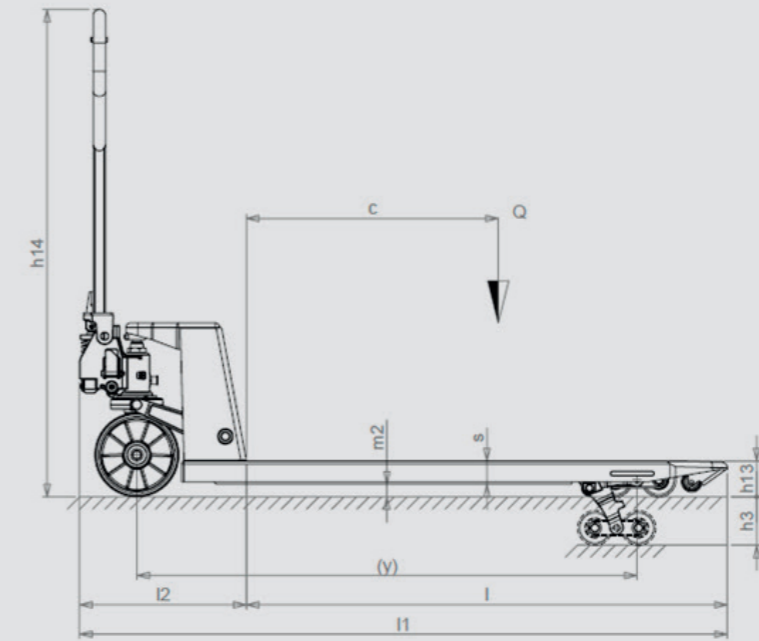
**Linde Material Handling GmbH**  
Postbox 10 0136 | 63701 Aschaffenburg | Germany  
Phone + 49 6021 99 0 | Fax + 49 6021 99 15 70  
www.linde-mh.com | info@linde-mh.com

Printed in Germany 773.e.0,5.0318.lndA.Ki

# TECHNICAL DATA

ACCORDING TO VDI 2198

|                  |           |  |            |                      |
|------------------|-----------|--|------------|----------------------|
| Characteristics  | 1.1       | Manufacturer                                 |            | LINDE                |
|                  | 1.2       | Model designation                            |            | <b>M25</b>           |
|                  | 1.5       | Load capacity                                | Q (kg)     | 2500 kg              |
|                  | 1.6       | Load centre distance                         | c (mm)     | 600                  |
|                  | 1.8       | Load distance, center of drive axle to fork  | x (mm)     | 932                  |
| 1.9              | Wheelbase | y (mm)                                       | 1192       |                      |
| Weight           | 2.1       | Service weight (incl. battery item 6.5)      | kg         | 63                   |
| Wheels and types | 3.1       | Tyres  |            | Polyurethane / Nylon |
|                  | 3.2       | Tyre size, front                             |            | Ø 200 X 55           |
|                  | 3.3       | Tyre size, rear                              |            | Ø 83 X Ø 82 - 60     |
|                  | 3.5       | Wheels, number front/rear (x = driven)       |            | 2/2-2/4              |
| Dimensions       | 3.7       | Track width, rear                            | b11 (mm)   | 375                  |
|                  | 4.4       | Lift   | h3 (mm)    | 115                  |
|                  | 4.15      | Fork height, lowered                         | h13 (mm)   | 85                   |
|                  | 4.19      | Overall length                               | l1 (mm)    | 1550                 |
|                  | 4.20      | Length to fork face                          | l2 (mm)    | 400                  |
|                  | 4.21      | Overall width                                | B1/b2 (mm) | 525                  |
|                  | 4.22      | Fork dimensions                              | s/e/l (mm) | 55/150/1150          |
|                  | 4.25      | Fork spread, min/max                         | b5 (mm)    | 525                  |
|                  | 4.32      | Ground clearance, centre of wheel base       | m2 (mm)    | 30                   |
|                  | 4.34      | Aisle width for pallets 800x1200 along forks | Ast (mm)   | 1835                 |
|                  | 4.35      | Turning radius                               | Wa (mm)    | 1367                 |



## STANDARD EQUIPMENT / OPTIONAL EQUIPMENT

### STANDARD EQUIPMENT

- Nylon wheels for low rolling resistance
- Single load wheels
- Track width 525 mm
- Fork length 1150 mm
- Ergonomic, plastic-covered Linde comfort-class control tiller
- Steering pivot angle 102,5° to either side
- Packaged, enclosed lift unit
- Overload relief valve

### OPTIONAL EQUIPMENT

- Solid rubber or polyurethane steer wheels
- Tandem load wheels
- Polyurethane load wheels
- Fork lengths 800\*, 950\*, 1000\*, 1220\* mm
- Quick lift
- Hot galvanized version\*
- AISI 304 stainless version \*
- \*limited wheel choice, limited fork length choice

